


Bookbinding - Loose Leaf Bindings

Asa-No-Ha Toji (Hemp Leaf Binding) Sewing Pattern

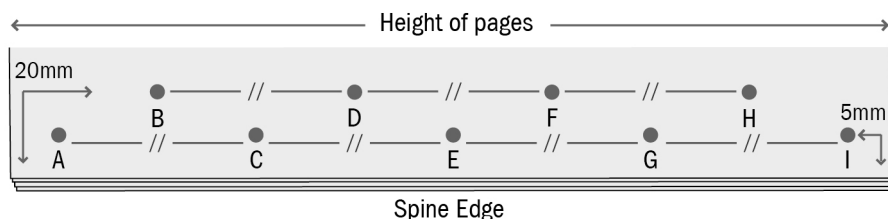


Asa-No-Ha Toji or Hemp Leaf binding follows the same sewing pattern as the previous stab bindings but with a few extra steps at the end. The offset sewing stations across the spine creates a pattern that resembles that of a hemp leaf, giving the binding its name.

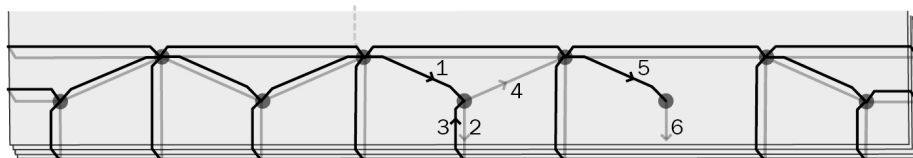
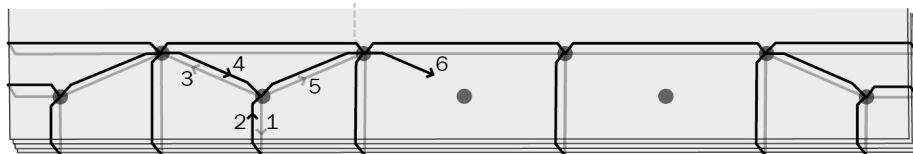
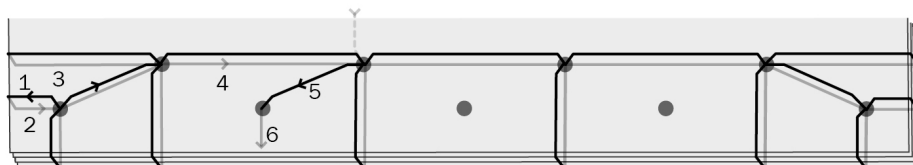
The dimensions shown here are appropriate for a book 12 cm high. If making a taller book, the pattern will be more pleasing if the spacing from the top, bottom and spine is greater than that shown here.

Note: Detailed instructions on creating a sewing station template, preparing the bookblock and drilling the sewing station holes can be found in the guide 'Japanese Stab Binding'.

01. Prepare a sewing station template as per the diagram below. Make the holes through the entire bookblock with a drill, awl, or punch.



02. Begin sewing in between the middle pages of the bookblock at sewing station D. Continue to sew as for the noble binding until the final step, then continue as below.



03. Finish by bringing the thread back out between the middle pages where you began sewing and tie off with a square knot.

