


Bookbinding - Loose Leaf Bindings

Koki Toji (Noble Binding) Sewing Pattern

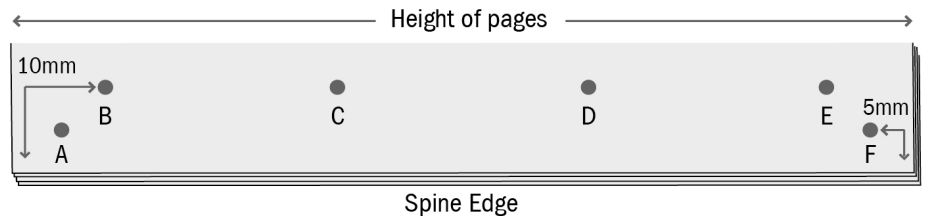


Koki Toji or Noble binding is an excellent binding to try once you have become familiar with Yotsume Toji (Four Eye Binding). You will notice it follows an almost identical sewing pattern but with an additional step after sewing around the head and foot of the bookblock.

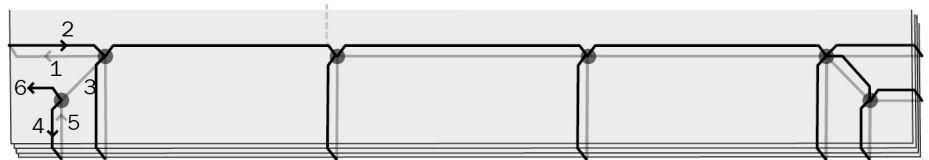
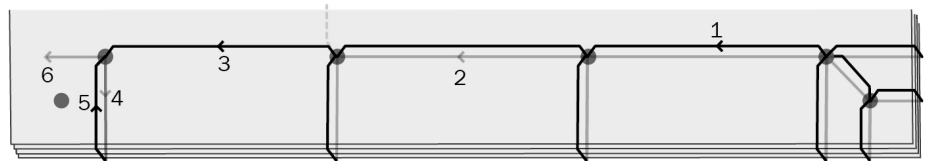
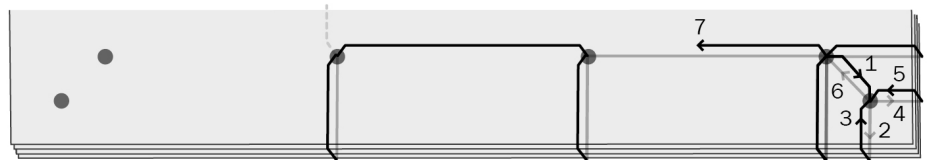
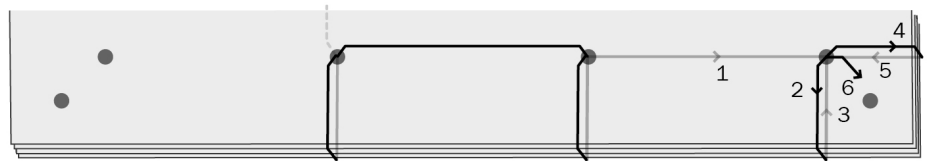
The dimensions shown here are appropriate for a book 12 cm high. If making a taller book, the pattern will be more pleasing if the spacing from the top, bottom and spine is greater than that shown here.

Note: Detailed instructions on creating a sewing station template, preparing the bookblock and drilling the sewing station holes can be found in the guide 'Japanese Stab Binding'.

01. Prepare a sewing station template as per the diagram below. Make the holes through the entire bookblock with a drill, awl, or punch.



02. Begin sewing in between the middle pages of the bookblock at sewing station C. Continue to sew following the numbered sequence in the following diagrams.



03. Finish by bringing the thread back out between the middle pages where you began and tie off with a square knot.

